

TM ¶ ¾ ° " 3 Ä µ Ã - a Ã - ¶ a Ã ° „ » ¬ ¶ a  
' ° « „ ¾ ° ° ' ã „ « Ã - 1 0 " µ -

..-

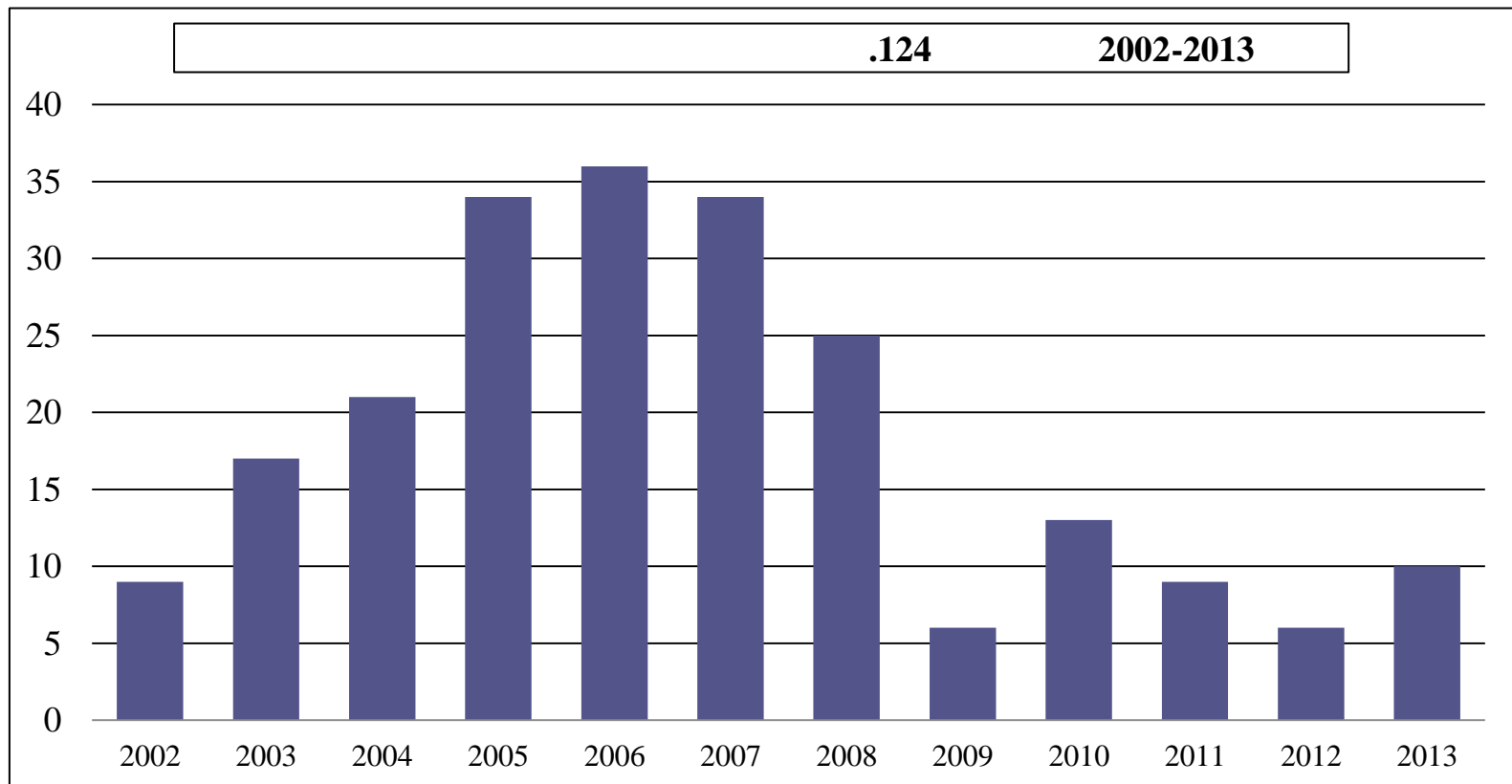
.  
. 1990-2013

2002-2013

220

.124

2002-2013



2008-2013

MOM, 10  
· 5 15

2000-2012

1337

- 657 (7%),

9314

,

447

:

- 187 (2%).

2008-2010

1 3

,

14

14

2010

- 46

.

2013

:

- 2503

,


;


- 2552

,

849 -









2013



,

i0 a,c R^3 hufi'Qt` e t÷



•

•

•

,

,

,

,


•

•

•

•

•



,

-

.

2011-2013

8247

l h

.

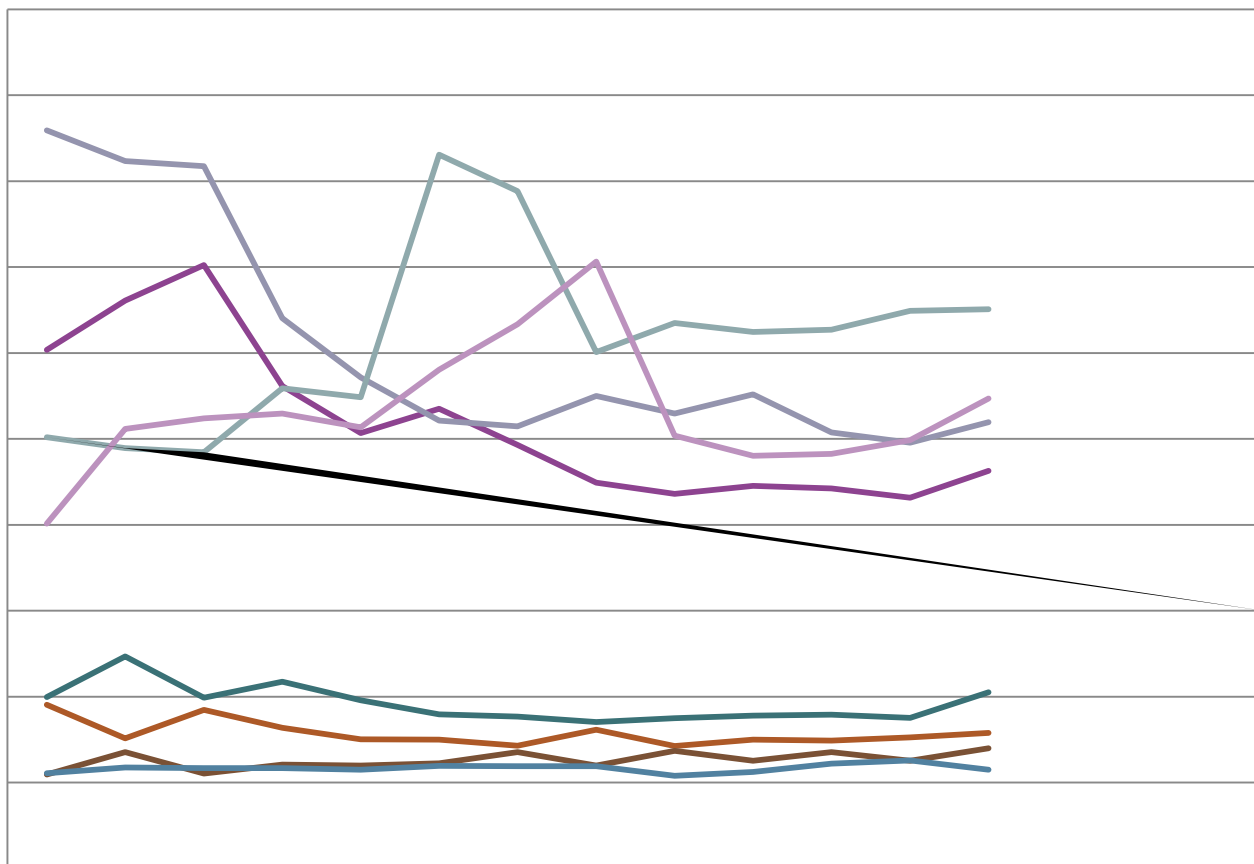
ë

ö


o

s

..ö



24 ( 2012  
- 480  
- 157  
,  
2014  
1  
- 504  
( 2012  
- 704  
),  
- 724  
,  
14  
-



1 .31 ,

·  
2009

2008-2012

28-31 %, . .

-

,







.

-

,

,

,

,

,

<<

>>

.

,

,

,